



ALGORITHM  
WATCH


# Technikneutrale Ethik

Lorena Jaume-Palasi  
AlgorithmWatch

# Anonymisierung

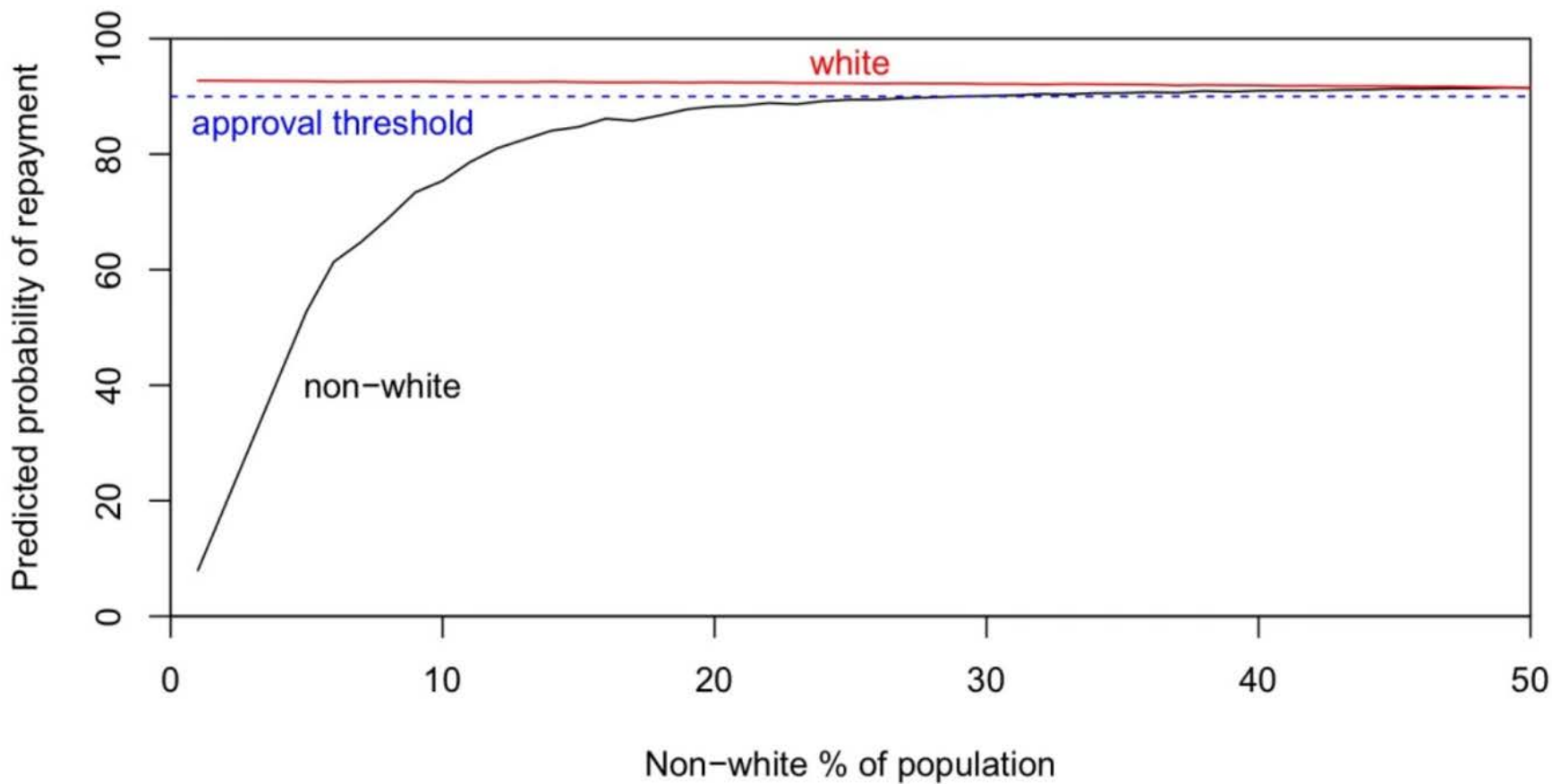


ALGORITHM  
WATCH





# Uncertainty Bias





# Anonymisierung und Bias

Print Email Facebook Twitter More

## Blind recruitment trial to boost gender equality making things worse, study reveals

By political reporter [Henry Belot](#)

Updated 30 Jun 2017, 2:49am

**A measure aimed at boosting female employment in the workforce may actually be making it worse, a major study has found.**

Leaders of the Australian public service will today be told to "hit pause" on blind recruitment trials, which many believed would increase the number of women in senior positions.

Blind recruitment means recruiters cannot tell the gender of candidates because those details are removed from applications.



PHOTO: Studies show men are employed at twice the rate of



# Predictive policing



Drag large map to move. > Sign Up for LAPD e-Policing

The screenshot displays the LAPD crime maps interface. On the left is a map of Los Angeles with various colored dots representing crime incidents. The map includes street names and highway markers (110, 101). On the right is a control panel with the following sections:

- Map Controls:** Buttons for "Map", "Satellite", and "Hybrid".
- Location:** A pin icon next to the address "200 N Spring St, Los Angeles, CA 90012, Central Division".
- Date Range:** "Date Range Show: 10/02/2008 to 10/05/2008, Radius: 5 mile(s)".
- CRIME INFO SEARCH:** A search box containing "200 North Spring Street" and a note: "Enter an address or double click the map for regional crime statistics".
- CHOOSE A DATE RANGE:** "end date (click icon below)", a date picker set to "10/05/2008", a "3 days" range selector, and a "5 miles" radius selector. A note below says "(7 day range may load slowly)".
- CHOOSE CRIMES:** A list of crime types with checkboxes and colored circles:
  - Burglary (Property) (Orange circle)
  - Grand Theft Auto (Blue circle)
  - Theft from Vehicle (Pink circle)
  - Personal/Other Theft (Teal circle)
  - Robbery (Violent) (Light Blue circle)
  - Aggravated Assault (Light Blue circle)
  - Rape (Green circle)



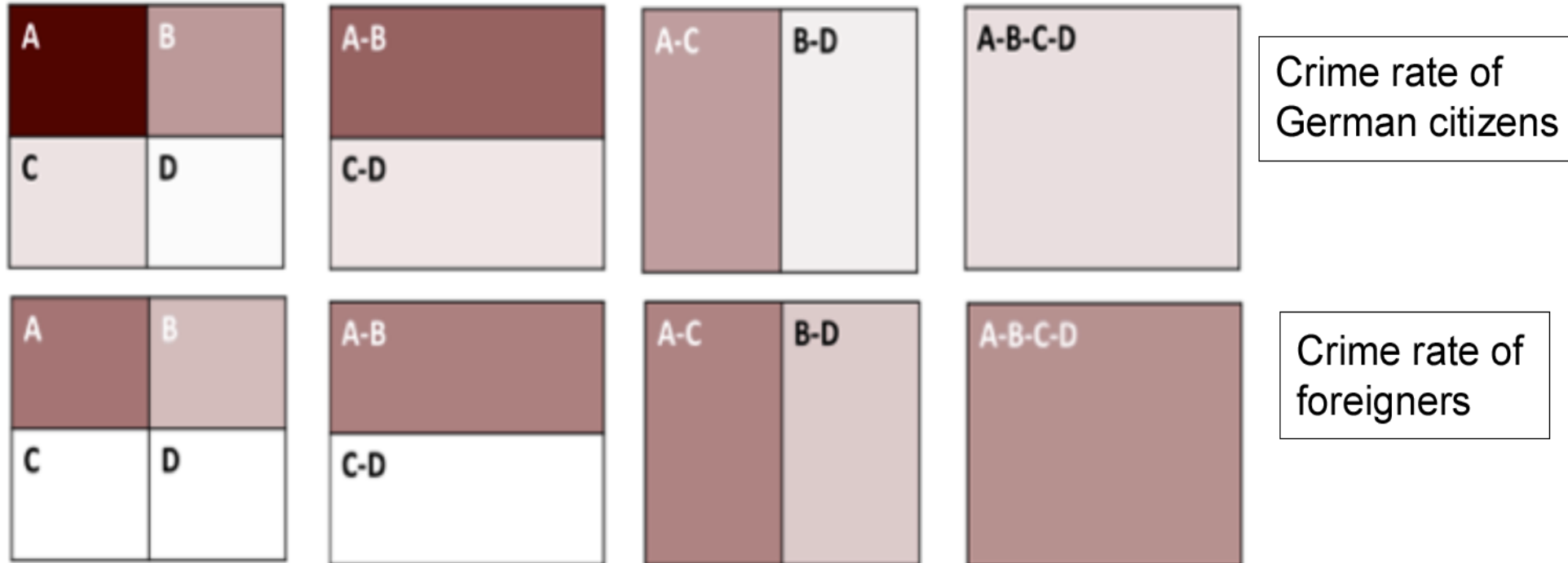
# Simpson Paradoxon

	Deutsche	Straffällige Deutsche	Anteil	Ausländer	Straffällige Ausländer	Anteil
Wohnort A	500	15	3,00%	700	10	1,43%
Wohnort B	1.000	10	1,00%	150	1	0,67%
Wohnort C	1.500	4	0,27%	100	0	0,00%
Wohnort D	7.000	1	0,01%	50	0	0,00%
gesamt	10.000	30	0,30%	1.000	11	1,10%





# Simpson Paradoxon



# Diskriminierung des Raums



ALGORITHM  
WATCH







ALGORITHM  
WATCH

Vielen Dank!

[www.algorithmwatch.org](http://www.algorithmwatch.org)

Kontakt: [ljp@algorithmwatch.org](mailto:ljp@algorithmwatch.org)

[facebook.com/algorithmwatch](https://facebook.com/algorithmwatch) – [twitter.com/algorithmwatch](https://twitter.com/algorithmwatch)